
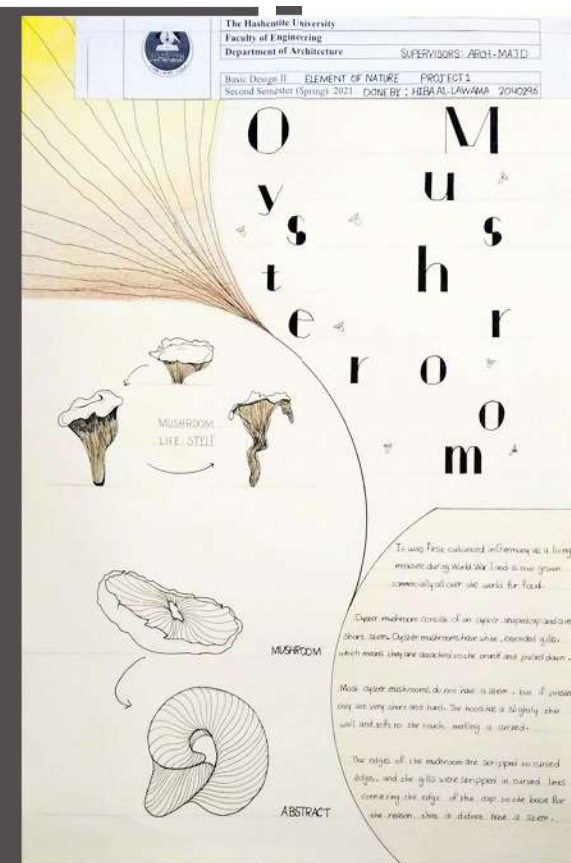


Project 1: Project Name: Elements of Nature (Shell Formations):

This project aims for designing a shell structure that creates an opened enclosure from simple materials of wooden sticks. The goal of the project is to establish a general structural sense of objects by driving the concepts of the designs from natural elements, such as a seashell or bird wing. The students will start the project by analyzing the suggested elements, and then they will use basic abstraction methods to apply the formative and structural aspects into their 3D stick model. Beside the model, the student has to present A3 sheet showing an analysis of the natural element he worked on, in terms of form and formality.




Project 2: Folded & Animated Planes

Planes define the boundary of a space. Spaces can be characterized by coloring or animating two-dimensional planes. Floors, walls, doors, windows and other similar architectural elements are nothing but two-dimensional planes enclosing precious space between them.



Project 3: POSITIVE AND NEGATIVE COMPOSITION (Solid & Void)

This Project aims for designing a three dimensional composition within a specified spaces. The composition must reflect the student understands of the relationship between solid masses and voids; it must also reflect the abilities of creating enclosures, hierarchy, and rhythm by using the negative and positive spaces.



Sketch design: Kiosk Design

This project aims for designing a bus stop canopy By creating an iconic design that can be easily constructed and transported, while at the same time being sophisticated enough to have the potential to become a recognized landmark in its own right The bus stop is to have an area of 4* 2.5



Project 04: Kiosk Design


This project aims for designing a coffee and food kiosk in campus that could be replicated in other parts of campus You are to create an iconic design that can be easily constructed and transported, while at the same time being sophisticated enough to have the potential to become a recognized landmark in its own right The new space could potentially become a destination for not only the current users but for the entire student body on campus, drawing customers from other areas of campus to the department of architecture new building court Space could be provided for displaying student and faculty work, as well, and the Design Building could become the communications hub for art and design on campus The kiosk is to have an area of 30 m 2 including the following coffee shop bar and mini market goods stands Besides an outdoor sheltered setting area



Project 6: Architect in brief (Poster)

Design a poster related to the selected architect, showing the followings:

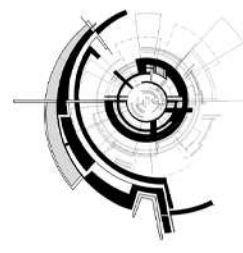
- Personal information of the architect
- The Architectural language and style of the architect
- Some of the famous buildings
- Principles of design



Project 7: Studio Design


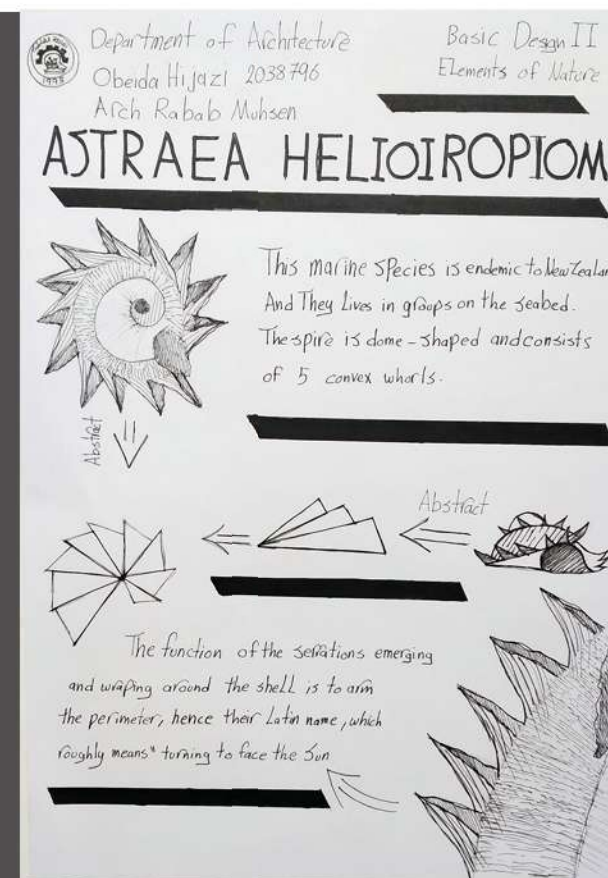
This Project aims to help students to acquire a solid foundation of knowledge pertaining to the primary goal of design; that is being able to create well-established 2-d and 3-d compositions that possess all qualities of excellent visual aesthetics. A building is a composition that balances between multiple needs; it deals with function, structure, building technology, cost and aesthetics.






Project 1: Project Name: Elements of Nature (Shell Formations):

This project aims for designing a shell structure that creates an opened enclosure from simple materials of wooden sticks. The goal of the project is to establish a general structural sense of objects by driving the concepts of the designs from natural elements, such as a seashell or bird wing. The students will start the project by analyzing the suggested elements, and then they will use basic abstraction methods to apply the formative and structural aspects into their 3D stick model. Beside the model, the student has to present A3 sheet showing an analysis of the natural element he worked on, in terms of form and formality.




Project 2: Folded & Animated Planes

Planes define the boundary of a space. Spaces can be characterized by coloring or animating two-dimensional planes. Floors, walls, doors, windows and other similar architectural elements are nothing but two-dimensional planes enclosing precious space between them.



Project 3: POSITIVE AND NEGATIVE COMPOSITION (Solid & Void)

This Project aims for designing a three dimensional composition within a specified spaces. The composition must reflect the student understands of the relationship between solid masses and voids; it must also reflect the abilities of creating enclosures, hierarchy, and rhythm by using the negative and positive spaces.




Sketch design: Kiosk Design

This project aims for designing a bus stop canopy By creating an iconic design that can be easily constructed and transported, while at the same time being sophisticated enough to have the potential to become a recognized landmark in its own right The bus stop is to have an area of 4* 2.5



Project 04: Kiosk Design


This project aims for designing a coffee and food kiosk in campus that could be replicated in other parts of campus You are to create an iconic design that can be easily constructed and transported, while at the same time being sophisticated enough to have the potential to become a recognized landmark in its own right The new space could potentially become a destination for not only the current users but for the entire student body on campus, drawing customers from other areas of campus to the department of architecture new building court Space could be provided for displaying student and faculty work, as well, and the Design Building could become the communications hub for art and design on campus The kiosk is to have an area of 30 m 2 including the following coffee shop bar and mini market goods stands Besides an outdoor sheltered setting area



Project 6: Architect in brief (Poster)

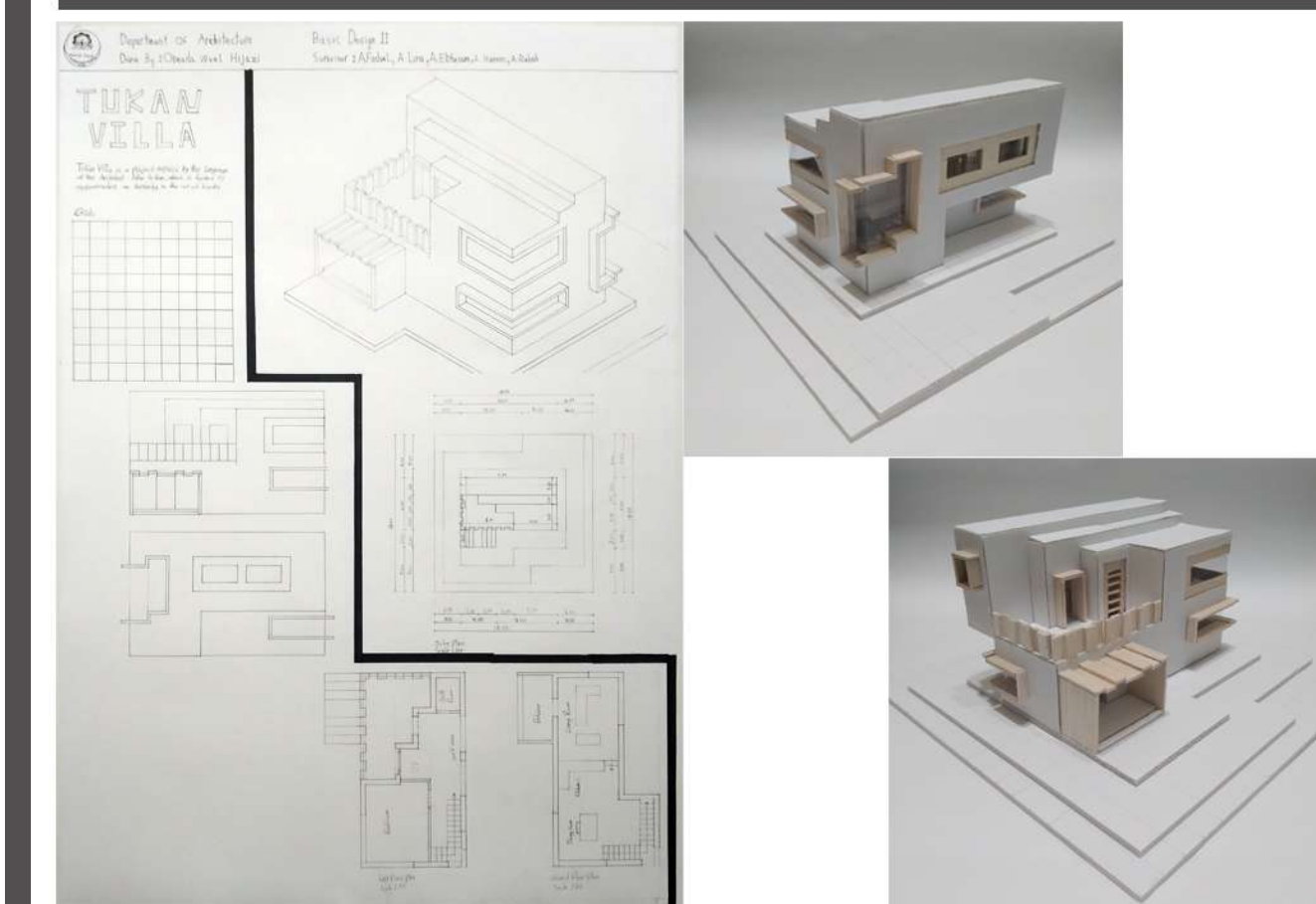
Design a poster related to the selected architect, showing the followings:

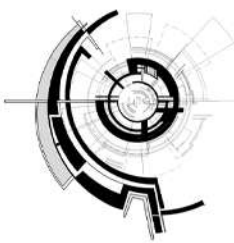
- Personal information of the architect
- The Architectural language and style of the architect
- Some of the famous buildings
- Principles of design



Project 7: Studio Design



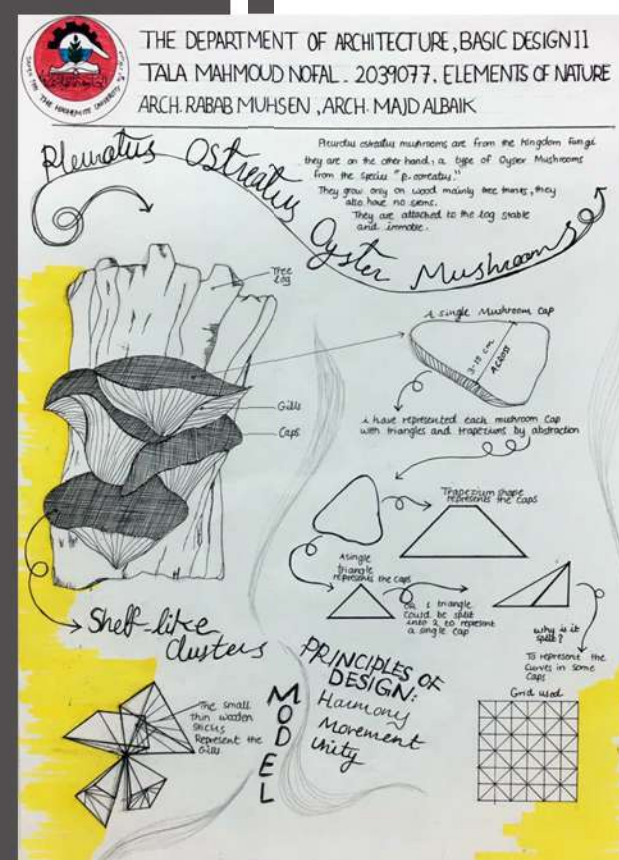
This Project aims to help students to acquire a solid foundation of knowledge pertaining to the primary goal of design; that is being able to create well-established 2-d and 3-d compositions that possess all qualities of excellent visual aesthetics. A building is a composition that balances between multiple needs; it deals with function, structure, building technology, cost and aesthetics.





Project 1: Project Name: Elements of Nature (Shell Formations):

This project aims for designing a shell structure that creates an opened enclosure from simple materials of wooden sticks. The goal of the project is to establish a general structural sense of objects by driving the concepts of the designs from natural elements, such as a seashell or bird wing. The students will start the project by analyzing the suggested elements, and then they will use basic abstraction methods to apply the formative and structural aspects into their 3D stick model. Beside the model, the student has to present A3 sheet showing an analysis of the natural element he worked on, in terms of form and formality.




Project 04: Kiosk Design

This project aims for designing a coffee and food kiosk in campus that could be replicated in other parts of campus. You are to create an iconic design that can be easily constructed and transported, while at the same time being sophisticated enough to have the potential to become a recognized landmark in its own right. The new space could potentially become a destination for not only the current users but for the entire student body on campus, drawing customers from other areas of campus to the department of architecture new building court. Space could be provided for displaying student and faculty work, as well, and the Design Building could become the communications hub for art and design on campus. The kiosk is to have an area of 30 m² including the following coffee shop bar and mini market goods stands. Besides an outdoor sheltered setting area.



Project 2: Folded & Animated Planes

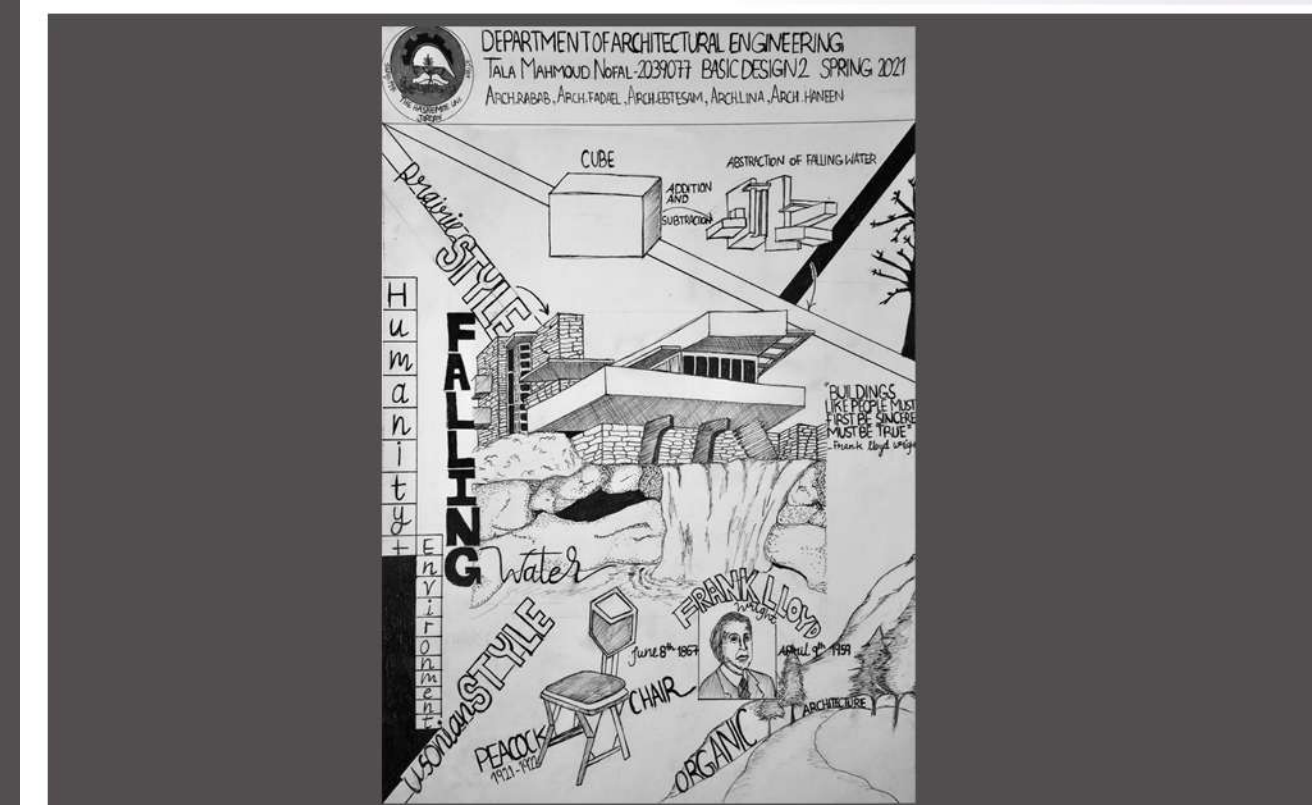
Planes define the boundary of a space. Spaces can be characterized by coloring or animating two-dimensional planes. Floors, walls, doors, windows and other similar architectural elements are nothing but two-dimensional planes enclosing precious space between them.



Project 6: Architect in brief (Poster)


Design a poster related to the selected architect, showing the followings:

- Personal information of the architect
- The Architectural language and style of the architect
- Some of the famous buildings
- Principles of design




Project 3: POSITIVE AND NEGATIVE COMPOSITION (Solid & Void)

This Project aims for designing a three dimensional composition within a specified spaces. The composition must reflect the student understands of the relationship between solid masses and voids; it must also reflect the abilities of creating enclosures, hierarchy, and rhythm by using the negative and positive spaces.



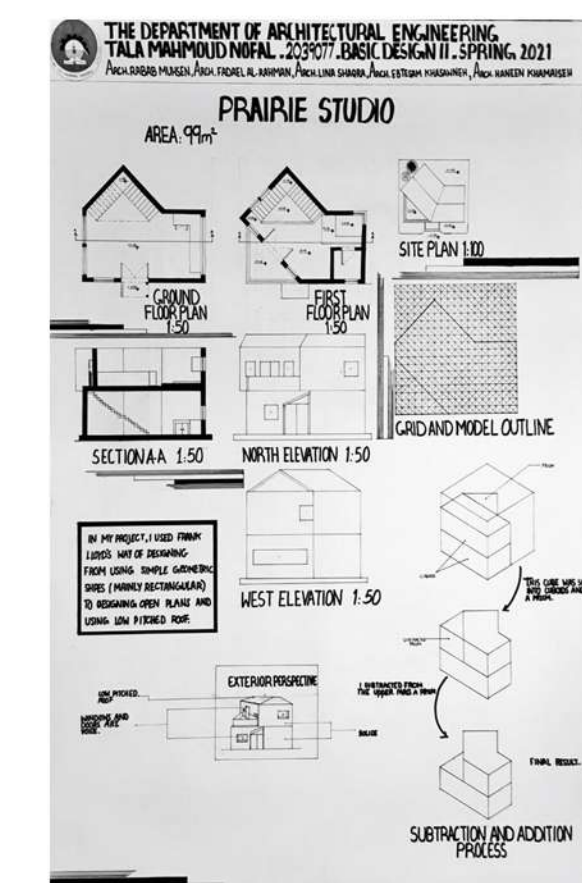
Sketch design: Kiosk Design

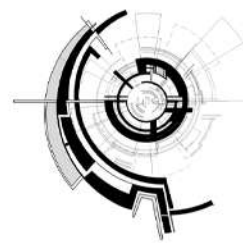
This project aims for designing a bus stop canopy. By creating an iconic design that can be easily constructed and transported, while at the same time being sophisticated enough to have the potential to become a recognized landmark in its own right. The bus stop is to have an area of 4* 2.5



Project 7: Studio Design


This Project aims to help students to acquire a solid foundation of knowledge pertaining to the primary goal of design; that is being able to create well-established 2-d and 3-d compositions that possess all qualities of excellent visual aesthetics. A building is a composition that balances between multiple needs; it deals with function, structure, building technology, cost and aesthetics.





Project 1: Project Name: Elements of Nature (Shell Formations):

This project aims for designing a shell structure that creates an opened enclosure from simple materials of wooden sticks. The goal of the project is to establish a general structural sense of objects by driving the concepts of the designs from natural elements, such as a seashell or bird wing. The students will start the project by analyzing the suggested elements, and then they will use basic abstraction methods to apply the formative and structural aspects into their 3D stick model. Beside the model, the student has to present A3 sheet showing an analysis of the natural element he worked on, in terms of form and formality.



Project 04: Kiosk Design

This project aims for designing a coffee and food kiosk in campus that could be replicated in other parts of campus. You are to create an iconic design that can be easily constructed and transported, while at the same time being sophisticated enough to have the potential to become a recognized landmark in its own right. The new space could potentially become a destination for not only the current users but for the entire student body on campus, drawing customers from other areas of campus to the department of architecture new building court. Space could be provided for displaying student and faculty work, as well, and the Design Building could become the communications hub for art and design on campus. The kiosk is to have an area of 30 m² including the following coffee shop bar and mini market goods stands. Besides an outdoor sheltered setting area.



Project 2: Folded & Animated Planes

Planes define the boundary of a space. Spaces can be characterized by coloring or animating two-dimensional planes. Floors, walls, doors, windows and other similar architectural elements are nothing but two-dimensional planes enclosing precious space between them.



Project 3: POSITIVE AND NEGATIVE COMPOSITION (Solid & Void)

This Project aims for designing a three-dimensional composition within a specified space. The composition must reflect the student's understanding of the relationship between solid masses and voids; it must also reflect the abilities of creating enclosures, hierarchy, and rhythm by using the negative and positive spaces.



Sketch design: Kiosk Design

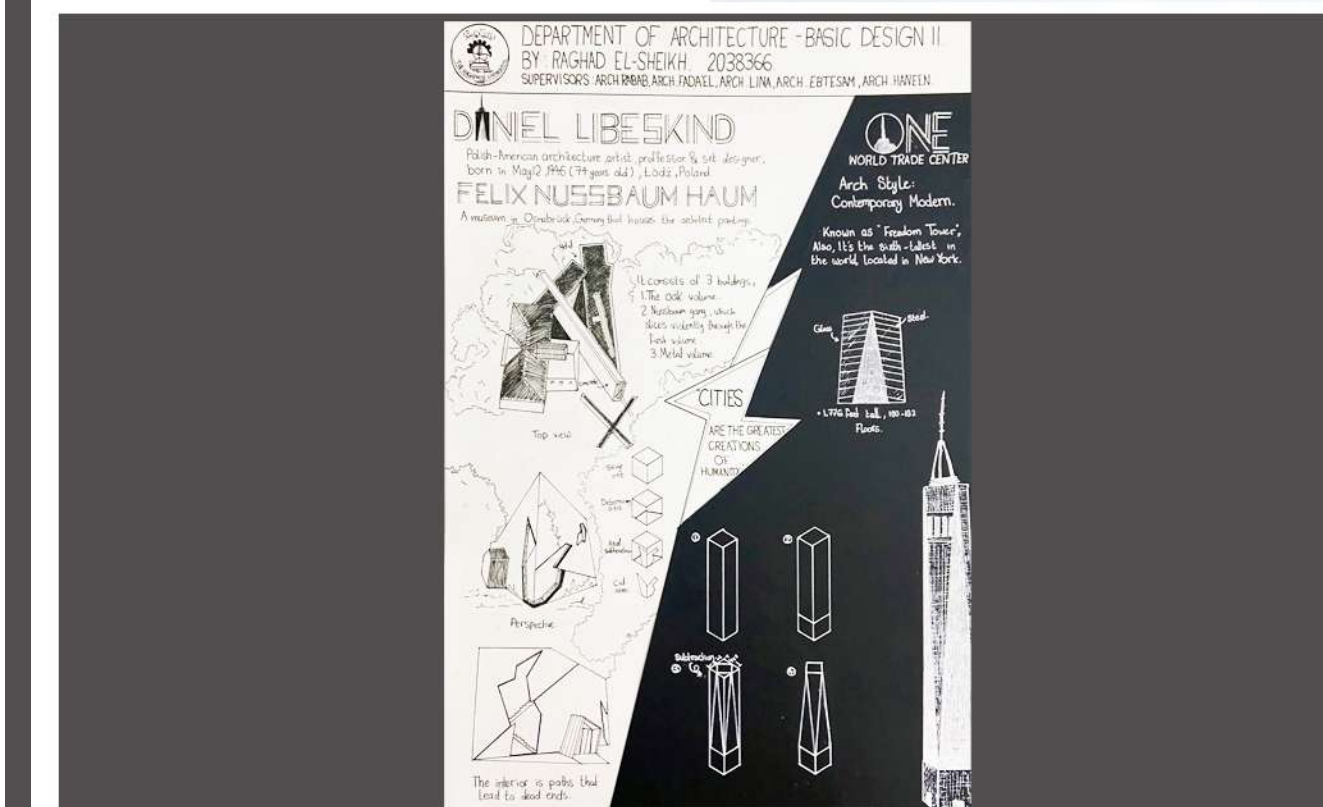
This project aims for designing a bus stop canopy. By creating an iconic design that can be easily constructed and transported, while at the same time being sophisticated enough to have the potential to become a recognized landmark in its own right. The bus stop is to have an area of 4*2.5.



Project 6: Architect in brief (Poster)

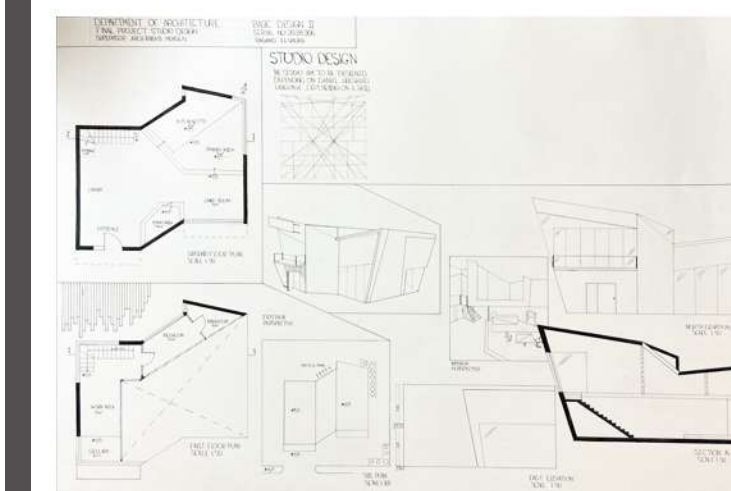
Design a poster related to the selected architect, showing the followings:

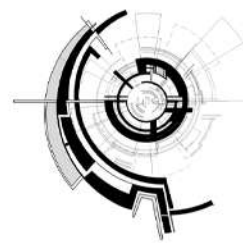
- Personal information of the architect
- The Architectural language and style of the architect
- Some of the famous buildings
- Principles of design



Project 7: Studio Design


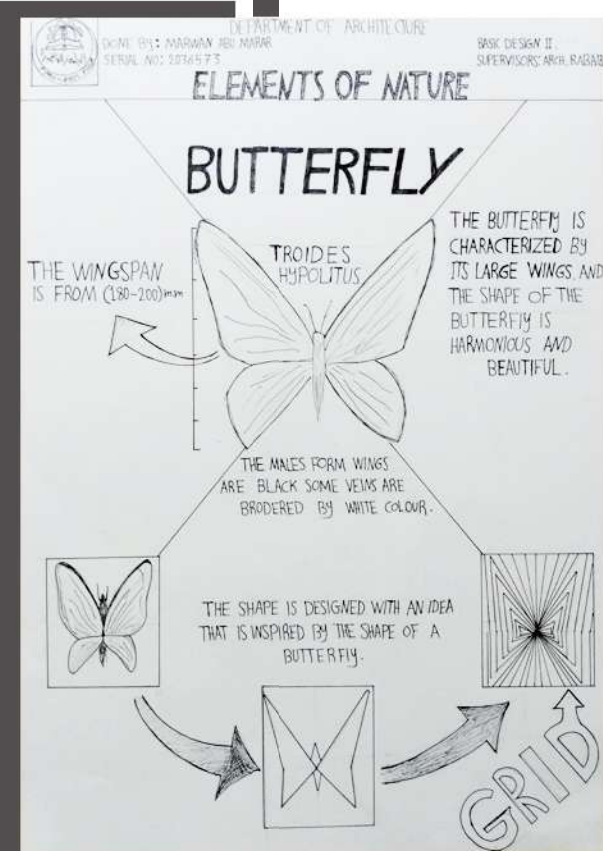
This Project aims to help students to acquire a solid foundation of knowledge pertaining to the primary goal of design; that is being able to create well-established 2-d and 3-d compositions that possess all qualities of excellent visual aesthetics. A building is a composition that balances between multiple needs; it deals with function, structure, building technology, cost and aesthetics.





Project 1: Project Name: Elements of Nature (Shell Formations):

This project aims for designing a shell structure that creates an opened enclosure from simple materials of wooden sticks. The goal of the project is to establish a general structural sense of objects by driving the concepts of the designs from natural elements, such as a seashell or bird wing. The students will start the project by analyzing the suggested elements, and then they will use basic abstraction methods to apply the formative and structural aspects into their 3D stick model. Beside the model, the student has to present A3 sheet showing an analysis of the natural element he worked on, in terms of form and formality.




Project 04: Kiosk Design

This project aims for designing a coffee and food kiosk in campus that could be replicated in other parts of campus. You are to create an iconic design that can be easily constructed and transported, while at the same time being sophisticated enough to have the potential to become a recognized landmark in its own right. The new space could potentially become a destination for not only the current users but for the entire student body on campus, drawing customers from other areas of campus to the department of architecture new building court. Space could be provided for displaying student and faculty work, as well, and the Design Building could become the communications hub for art and design on campus. The kiosk is to have an area of 30 m² including the following coffee shop bar and mini market goods stands. Besides an outdoor sheltered setting area.




Project 2: Folded & Animated Planes

Planes define the boundary of a space. Spaces can be characterized by coloring or animating two-dimensional planes. Floors, walls, doors, windows and other similar architectural elements are nothing but two-dimensional planes enclosing precious space between them.



Project 3: POSITIVE AND NEGATIVE COMPOSITION (Solid & Void)

This Project aims for designing a three-dimensional composition within a specified space. The composition must reflect the student's understanding of the relationship between solid masses and voids; it must also reflect the abilities of creating enclosures, hierarchy, and rhythm by using the negative and positive spaces.



Sketch design: Kiosk Design


This project aims for designing a bus stop canopy. By creating an iconic design that can be easily constructed and transported, while at the same time being sophisticated enough to have the potential to become a recognized landmark in its own right. The bus stop is to have an area of 4*2.5.



Project 6: Architect in brief (Poster)

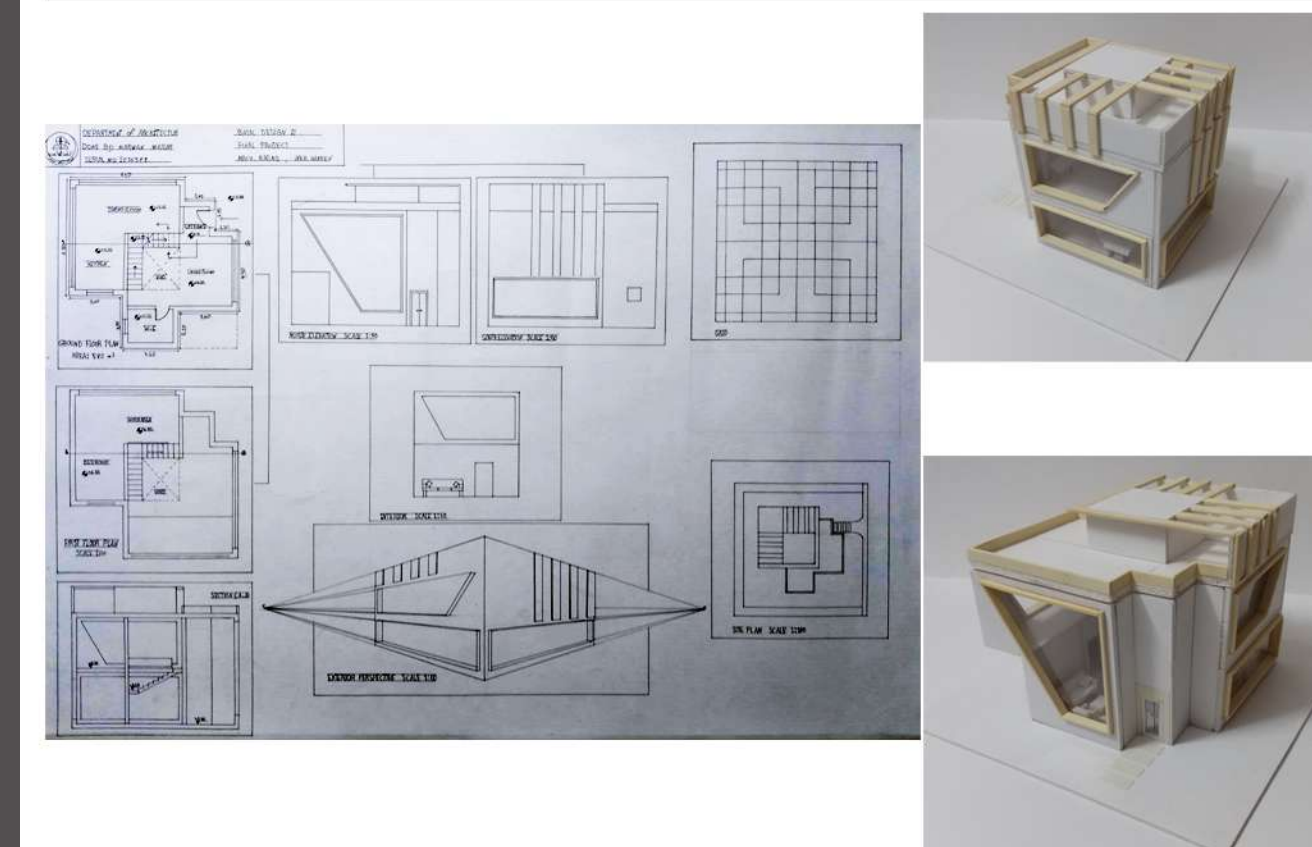
Design a poster related to the selected architect, showing the followings:

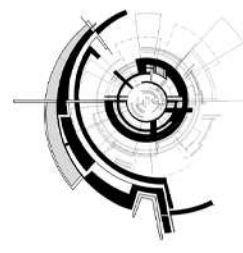
- Personal information of the architect
- The Architectural language and style of the architect
- Some of the famous buildings
- Principles of design



Project 7: Studio Design


This Project aims to help students to acquire a solid foundation of knowledge pertaining to the primary goal of design; that is being able to create well-established 2-d and 3-d compositions that possess all qualities of excellent visual aesthetics. A building is a composition that balances between multiple needs; it deals with function, structure, building technology, cost and aesthetics.






Project 1: Project Name: Elements of Nature (Shell Formations):

This project aims for designing a shell structure that creates an opened enclosure from simple materials of wooden sticks. The goal of the project is to establish a general structural sense of objects by driving the concepts of the designs from natural elements, such as a seashell or bird wing. The students will start the project by analyzing the suggested elements, and then they will use basic abstraction methods to apply the formative and structural aspects into their 3D stick model. Beside the model, the student has to present A3 sheet showing an analysis of the natural element he worked on, in terms of form and formality.




Project 2: Folded & Animated Planes

Planes define the boundary of a space. Spaces can be characterized by coloring or animating two-dimensional planes. Floors, walls, doors, windows and other similar architectural elements are nothing but two-dimensional planes enclosing precious space between them.



Project 3: POSITIVE AND NEGATIVE COMPOSITION (Solid & Void)

This Project aims for designing a three dimensional composition within a specified spaces. The composition must reflect the student understands of the relationship between solid masses and voids; it must also reflect the abilities of creating enclosures, hierarchy, and rhythm by using the negative and positive spaces.




Sketch design: Kiosk Design

This project aims for designing a bus stop canopy By creating an iconic design that can be easily constructed and transported, while at the same time being sophisticated enough to have the potential to become a recognized landmark in its own right The bus stop is to have an area of 4* 2.5



Project 04: Kiosk Design

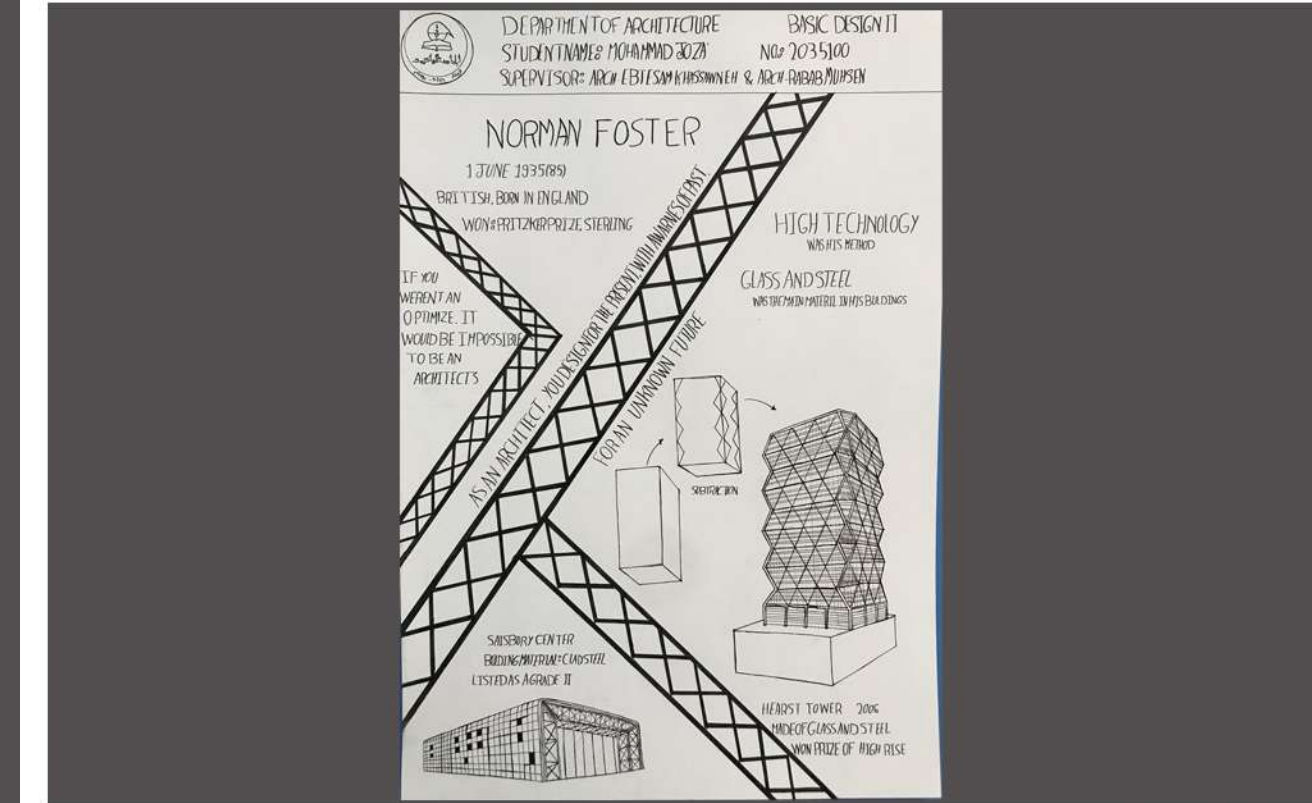
This project aims for designing a coffee and food kiosk in campus that could be replicated in other parts of campus You are to create an iconic design that can be easily constructed and transported, while at the same time being sophisticated enough to have the potential to become a recognized landmark in its own right The new space could potentially become a destination for not only the current users but for the entire student body on campus, drawing customers from other areas of campus to the department of architecture new building court Space could be provided for displaying student and faculty work, as well, and the Design Building could become the communications hub for art and design on campus The kiosk is to have an area of 30 m 2 including the following coffee shop bar and mini market goods stands Besides an outdoor sheltered setting area



Project 6: Architect in brief (Poster)

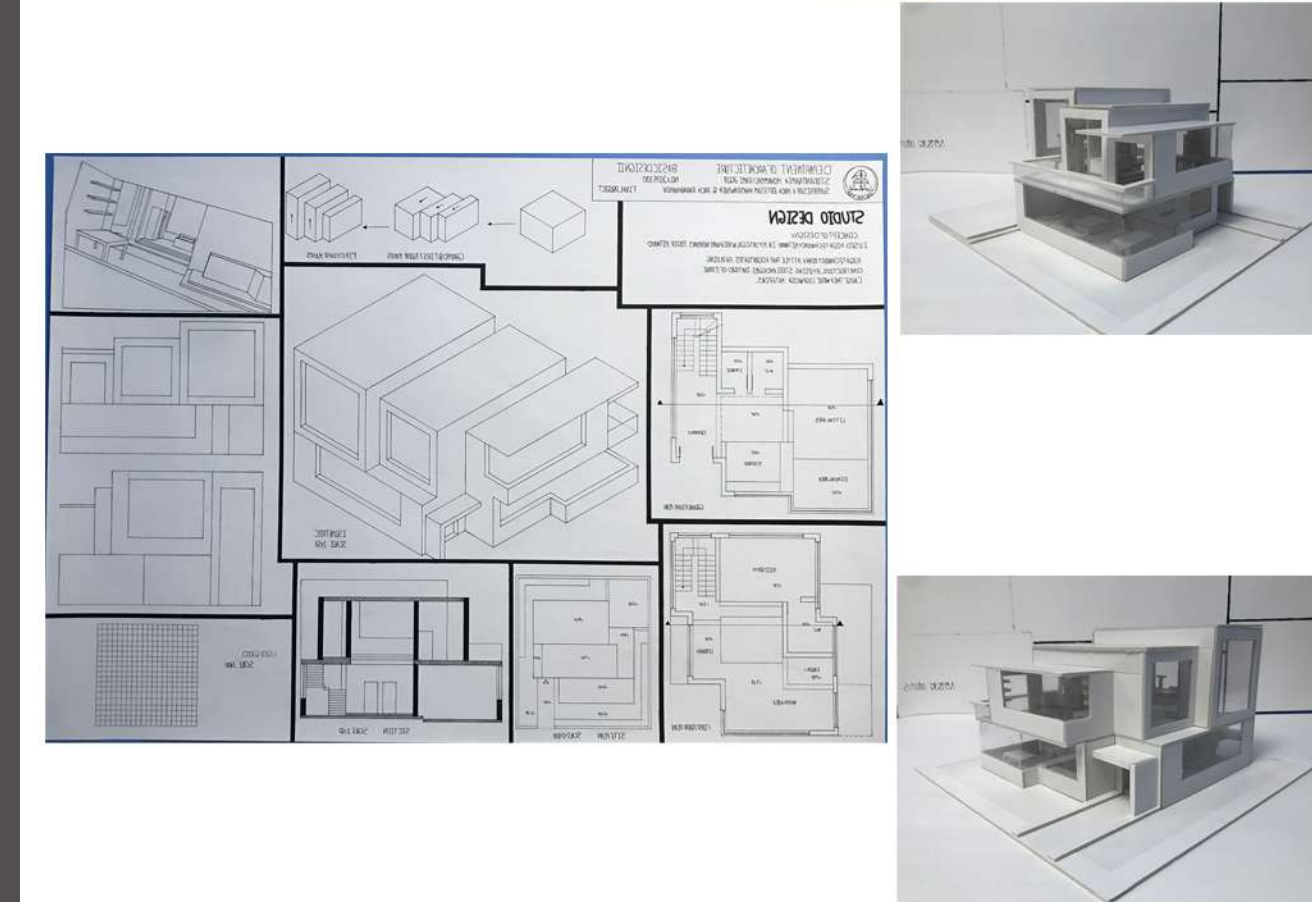
Design a poster related to the selected architect, showing the followings:

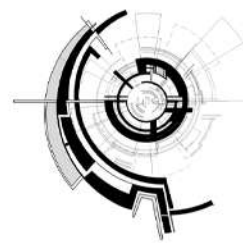
- Personal information of the architect
- The Architectural language and style of the architect
- Some of the famous buildings
- Principles of design



Project 7: Studio Design

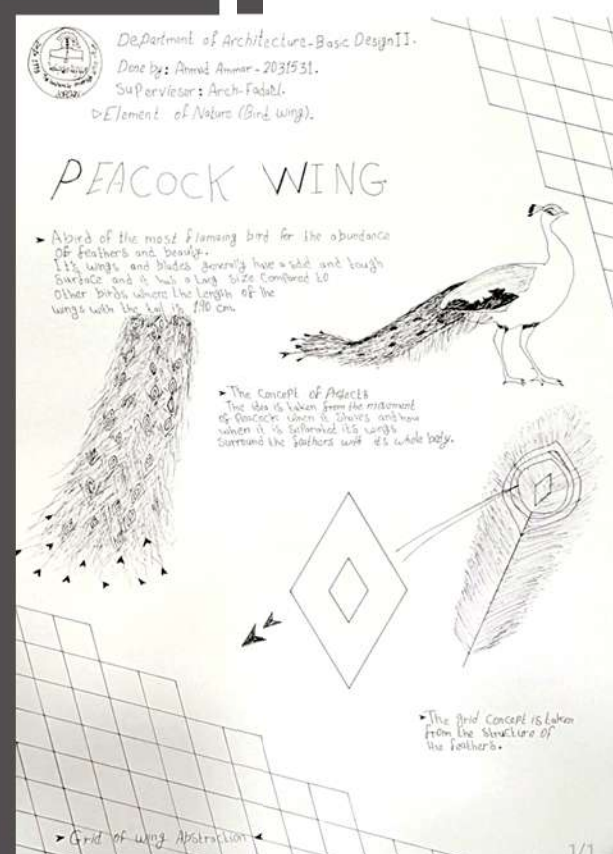
This Project aims to help students to acquire a solid foundation of knowledge pertaining to the primary goal of design; that is being able to create well-established 2-d and 3-d compositions that possess all qualities of excellent visual aesthetics. A building is a composition that balances between multiple needs; it deals with function, structure, building technology, cost and aesthetics.







Project 1: Project Name: Elements of Nature (Shell Formations):

This project aims for designing a shell structure that creates an opened enclosure from simple materials of wooden sticks. The goal of the project is to establish a general structural sense of objects by driving the concepts of the designs from natural elements, such as a seashell or bird wing. The students will start the project by analyzing the suggested elements, and then they will use basic abstraction methods to apply the formative and structural aspects into their 3D stick model. Beside the model, the student has to present A3 sheet showing an analysis of the natural element he worked on, in terms of form and formality.




Project 2: Folded & Animated Planes

Planes define the boundary of a space. Spaces can be characterized by coloring or animating two-dimensional planes. Floors, walls, doors, windows and other similar architectural elements are nothing but two-dimensional planes enclosing precious space between them.



Project 3: POSITIVE AND NEGATIVE COMPOSITION (Solid & Void)

This Project aims for designing a three dimensional composition within a specified spaces. The composition must reflect the student understands of the relationship between solid masses and voids; it must also reflect the abilities of creating enclosures, hierarchy, and rhythm by using the negative and positive spaces.



Sketch design: Kiosk Design

This project aims for designing a bus stop canopy By creating an iconic design that can be easily constructed and transported, while at the same time being sophisticated enough to have the potential to become a recognized landmark in its own right The bus stop is to have an area of 4* 2.5



Project 04: Kiosk Design

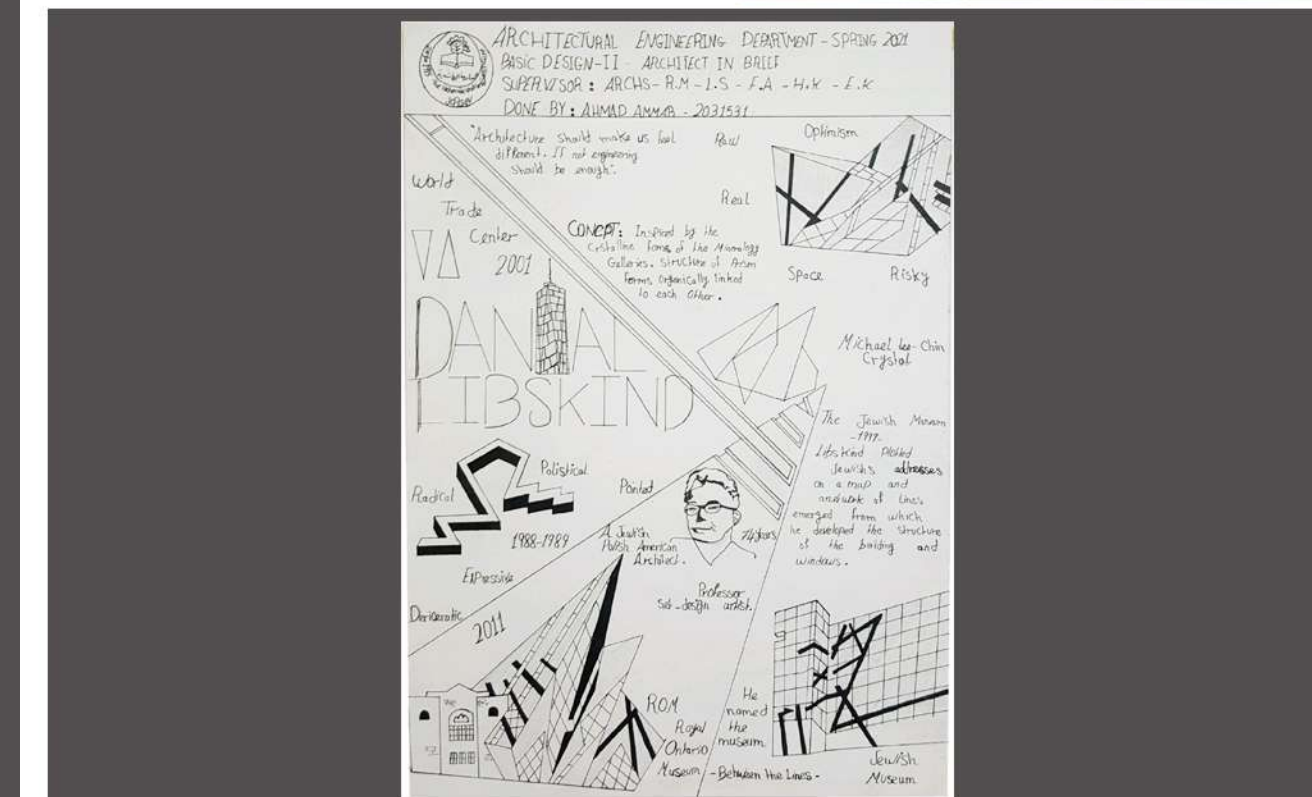
This project aims for designing a coffee and food kiosk in campus that could be replicated in other parts of campus You are to create an iconic design that can be easily constructed and transported, while at the same time being sophisticated enough to have the potential to become a recognized landmark in its own right The new space could potentially become a destination for not only the current users but for the entire student body on campus, drawing customers from other areas of campus to the department of architecture new building court Space could be provided for displaying student and faculty work, as well, and the Design Building could become the communications hub for art and design on campus The kiosk is to have an area of 30 m 2 including the following coffee shop bar and mini market goods stands Besides an outdoor sheltered setting area



Project 6: Architect in brief (Poster)

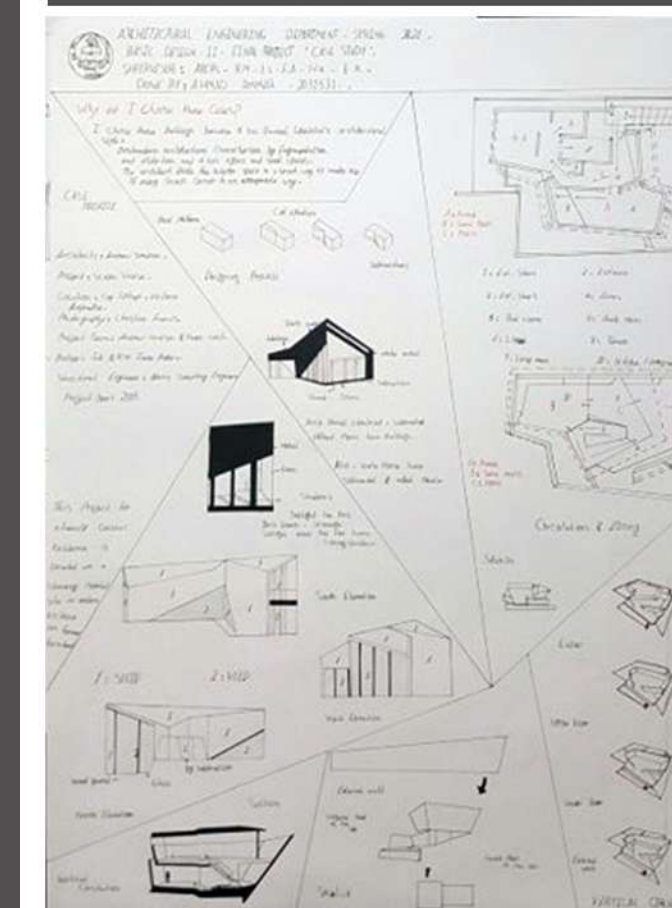
Design a poster related to the selected architect, showing the followings:

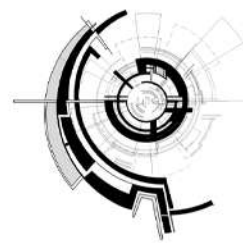
- Personal information of the architect
- The Architectural language and style of the architect
- Some of the famous buildings
- Principles of design



Project 7: Studio Design


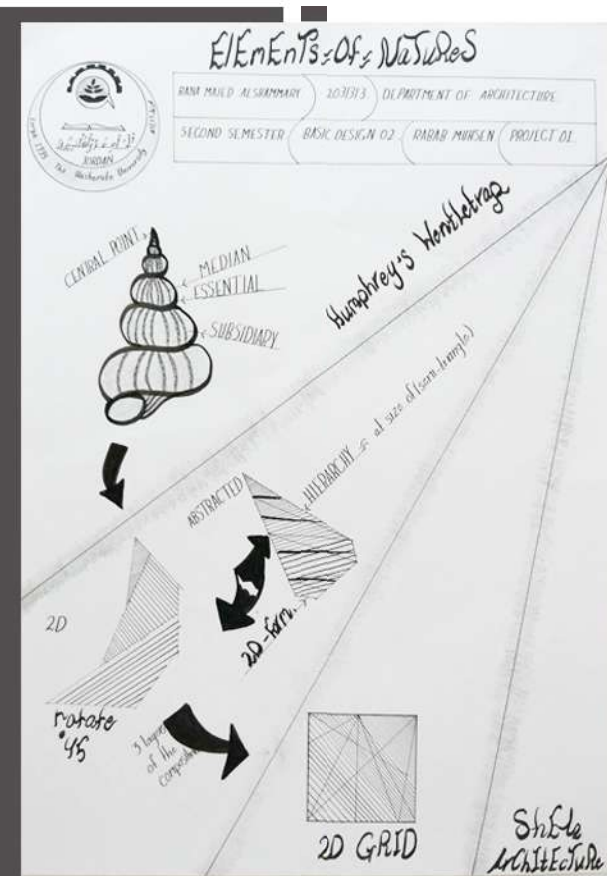
This Project aims to help students to acquire a solid foundation of knowledge pertaining to the primary goal of design; that is being able to create well-established 2-d and 3-d compositions that possess all qualities of excellent visual aesthetics. A building is a composition that balances between multiple needs; it deals with function, structure, building technology, cost and aesthetics.






Project 1: Project Name: Elements of Nature (Shell Formations):

This project aims for designing a shell structure that creates an opened enclosure from simple materials of wooden sticks. The goal of the project is to establish a general structural sense of objects by driving the concepts of the designs from natural elements, such as a seashell or bird wing. The students will start the project by analyzing the suggested elements, and then they will use basic abstraction methods to apply the formative and structural aspects into their 3D stick model. Beside the model, the student has to present A3 sheet showing an analysis of the natural element he worked on, in terms of form and formality.




Project 2: Folded & Animated Planes

Planes define the boundary of a space. Spaces can be characterized by coloring or animating two-dimensional planes. Floors, walls, doors, windows and other similar architectural elements are nothing but two-dimensional planes enclosing precious space between them.




Project 3: POSITIVE AND NEGATIVE COMPOSITION (Solid & Void)

This Project aims for designing a three dimensional composition within a specified spaces. The composition must reflect the student understands of the relationship between solid masses and voids; it must also reflect the abilities of creating enclosures, hierarchy, and rhythm by using the negative and positive spaces.




Sketch design: Kiosk Design

This project aims for designing a bus stop canopy By creating an iconic design that can be easily constructed and transported, while at the same time being sophisticated enough to have the potential to become a recognized landmark in its own right The bus stop is to have an area of 4* 2.5



Project 04: Kiosk Design

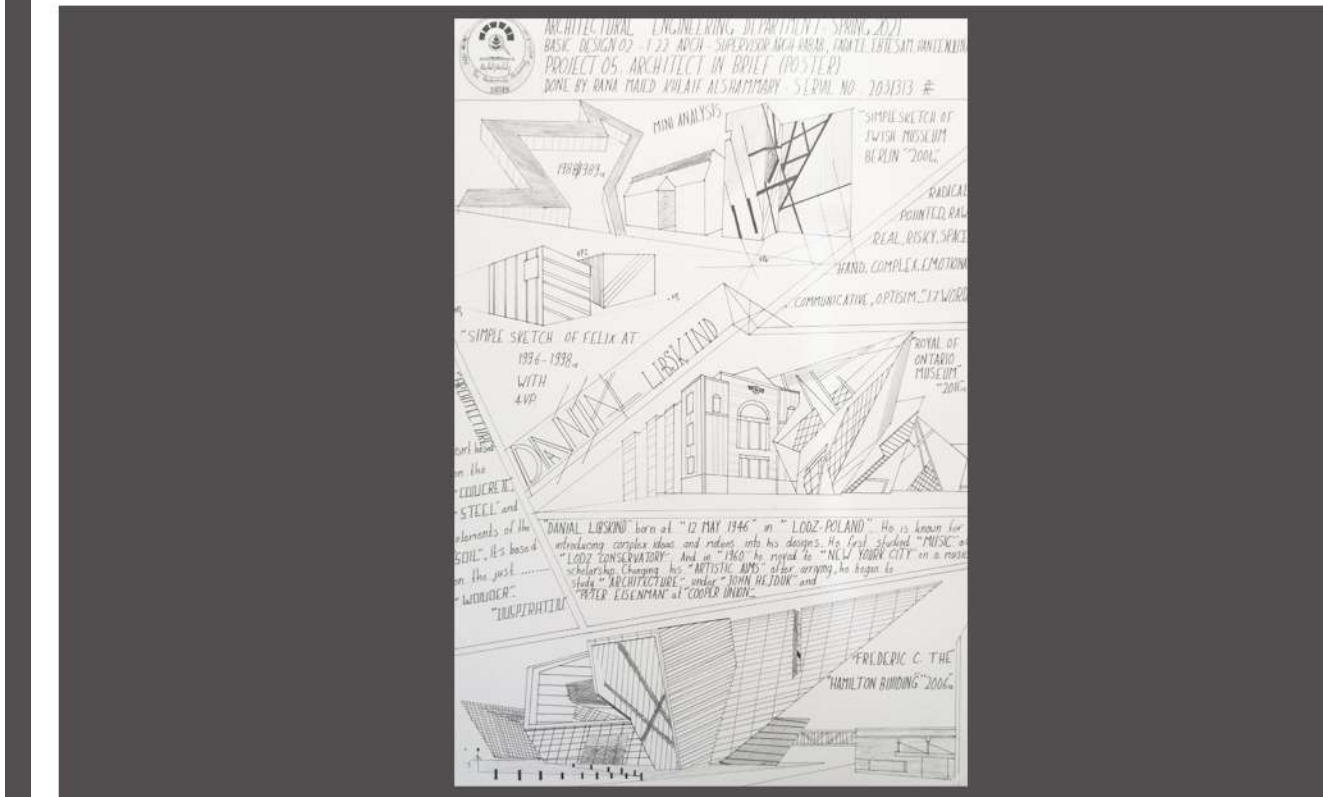
This project aims for designing a coffee and food kiosk in campus that could be replicated in other parts of campus You are to create an iconic design that can be easily constructed and transported, while at the same time being sophisticated enough to have the potential to become a recognized landmark in its own right The new space could potentially become a destination for not only the current users but for the entire student body on campus, drawing customers from other areas of campus to the department of architecture new building court Space could be provided for displaying student and faculty work, as well, and the Design Building could become the communications hub for art and design on campus The kiosk is to have an area of 30 m 2 including the following coffee shop bar and mini market goods stands Besides an outdoor sheltered setting area



Project 6: Architect in brief (Poster)

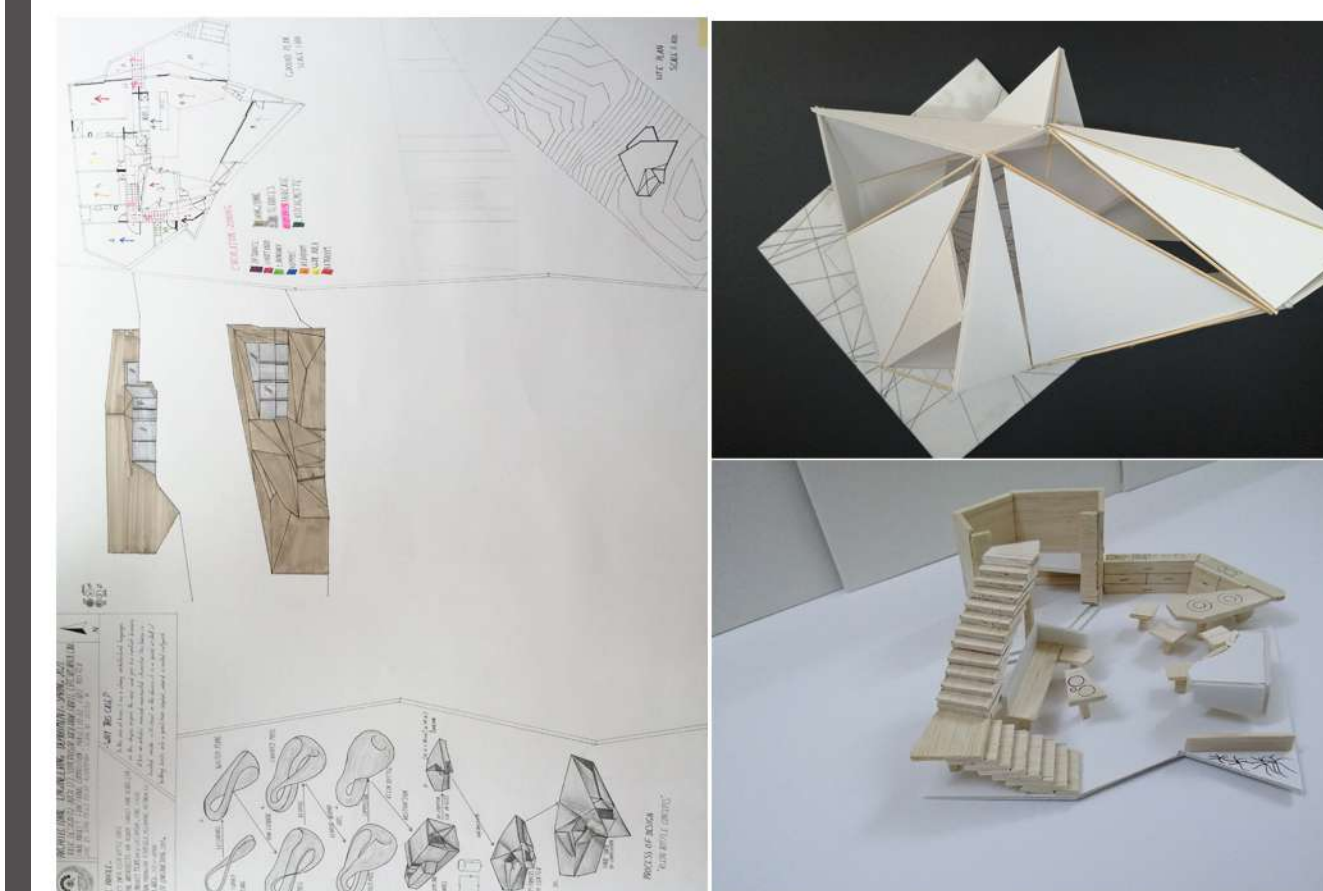
Design a poster related to the selected architect, showing the followings:

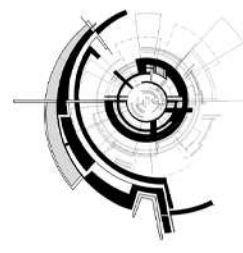
- Personal information of the architect
- The Architectural language and style of the architect
- Some of the famous buildings
- Principles of design



Project 7: Studio Design


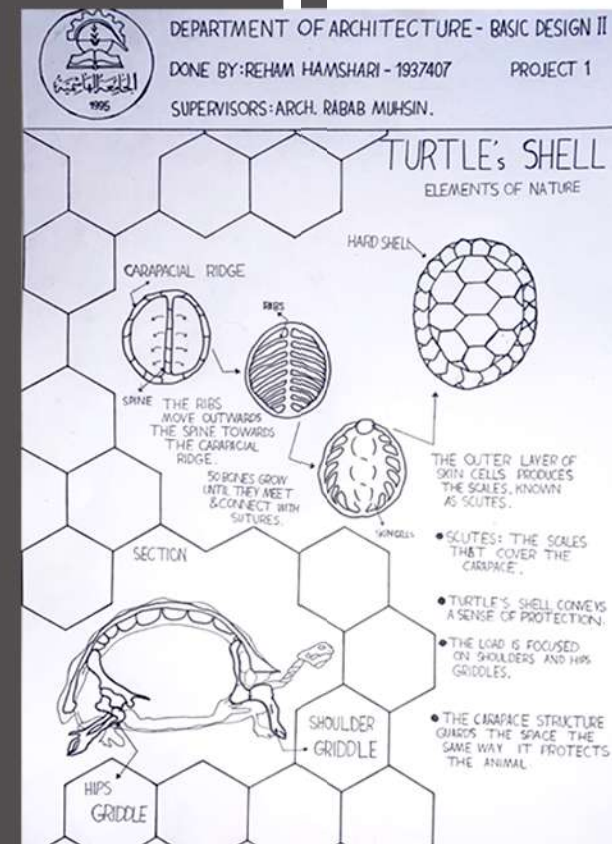
This Project aims to help students to acquire a solid foundation of knowledge pertaining to the primary goal of design; that is being able to create well-established 2-d and 3-d compositions that possess all qualities of excellent visual aesthetics. A building is a composition that balances between multiple needs; it deals with function, structure, building technology, cost and aesthetics.






Project 1: Project Name: Elements of Nature (Shell Formations):

This project aims for designing a shell structure that creates an opened enclosure from simple materials of wooden sticks. The goal of the project is to establish a general structural sense of objects by driving the concepts of the designs from natural elements, such as a seashell or bird wing. The students will start the project by analyzing the suggested elements, and then they will use basic abstraction methods to apply the formative and structural aspects into their 3D stick model. Beside the model, the student has to present A3 sheet showing an analysis of the natural element he worked on, in terms of form and formality.




Project 2: Folded & Animated Planes

Planes define the boundary of a space. Spaces can be characterized by coloring or animating two-dimensional planes. Floors, walls, doors, windows and other similar architectural elements are nothing but two-dimensional planes enclosing precious space between them.



Project 3: POSITIVE AND NEGATIVE COMPOSITION (Solid & Void)

This Project aims for designing a three dimensional composition within a specified spaces. The composition must reflect the student understands of the relationship between solid masses and voids; it must also reflect the abilities of creating enclosures, hierarchy, and rhythm by using the negative and positive spaces.




Sketch design: Kiosk Design

This project aims for designing a bus stop canopy By creating an iconic design that can be easily constructed and transported, while at the same time being sophisticated enough to have the potential to become a recognized landmark in its own right The bus stop is to have an area of 4* 2.5



Project 04: Kiosk Design


This project aims for designing a coffee and food kiosk in campus that could be replicated in other parts of campus You are to create an iconic design that can be easily constructed and transported, while at the same time being sophisticated enough to have the potential to become a recognized landmark in its own right The new space could potentially become a destination for not only the current users but for the entire student body on campus, drawing customers from other areas of campus to the department of architecture new building court Space could be provided for displaying student and faculty work, as well, and the Design Building could become the communications hub for art and design on campus The kiosk is to have an area of 30 m 2 including the following coffee shop bar and mini market goods stands Besides an outdoor sheltered setting area



Project 6: Architect in brief (Poster)

Design a poster related to the selected architect, showing the followings:

- Personal information of the architect
- The Architectural language and style of the architect
- Some of the famous buildings
- Principles of design



Project 7: Studio Design

This Project aims to help students to acquire a solid foundation of knowledge pertaining to the primary goal of design; that is being able to create well-established 2-d and 3-d compositions that possess all qualities of excellent visual aesthetics. A building is a composition that balances between multiple needs; it deals with function, structure, building technology, cost and aesthetics.

